

Report No:	REP12-02-10
File No:	C651
Date:	20 February 2012
<i>Information Only – no decision required</i>	

REPORT SUMMARY

Report to: Environment & Planning Committee
Meeting Date: Wednesday, 23 February 2012
Report Author: Adrian Humphries, Regulatory Manager

Subject: REGULATORY DEPARTMENT ACTIVITY REPORT

EXECUTIVE SUMMARY

A busy six months with significant increases in workload in some areas and two staff changes.

RECOMMENDATION

That the report REP12-02-10 be received.

DRAFT RESOLUTION

THAT the Environment & Planning Committee receives the Regulatory Department Activity Report REP12-02-10

Report No:	REP12-02-10
File No:	C651
Report Date:	20 February 2012
<i>Information Only – no decision required</i>	

Report to: Environment & Planning Committee
Meeting Date: Wednesday, 23 February 2012
Report Author: Adrian Humphries, Regulatory Manager

Subject: REGULATORY DEPARTMENT ACTIVITY REPORT

1. STAFF

- 1.1 Over the reporting period two new staff started work within the Department, Simon Kneebone Building Inspector (replacing Dean Greer) and Ross Connochie (replacing Annie Brown) as an Administration Officer. Staff attended various training in order to maintain professional competence and improve efficiency, much of which was carried out in house to reduce cost.

2. BUILDING DEPARTMENT

- 2.1 As can be seen from the attached statistics building consent applications dropped significantly at the start of the period and rose at the end. The underlying trend is upward, however it is fair to say that building in New Zealand has been at a very low ebb, especially in the residential market.

In order to make use of this breathing space building staff have continued to clear a large number of historic building consents, see list below:

1 July 2011 to 31 December 2011

Pre 2000	= 24
2000-2004	= 72
2004 Act	= 677
Total CCC's issued	= 773

There is a very significant amount of work involved in clearing such consents, including re-inspections and assessment of work against the relevant building code requirements at the time the original consent was issued.

This work is critical work as it identifies possibly unsafe work and also removes potential liability from Council. It also has a derogative effect on processing times as none of these historic consents will be issued in time and this is reflected in the statistics.

Building staff also assisted in the recent civil defence emergency working as both inspectors and administrators.

The Building Consent Authority Accreditation Assessment was carried out in November. TDC fared better than the previous audit but still collected five corrective actions and some recommendations for improvement. These are being cleared progressively.

3. ENVIRONMENTAL HEALTH

- 3.1 As can be seen in the attached statistics there was a significant rise in the numbers of licenses issued for both health (13%) and the sale of liquor (+8%).

Noise complaints dropped by 12%, it is believed that this may have been due to more robust enforcement. A new noise control service was started in Golden Bay and has been reported to be very effective.

Environmental Health Officers sampled water supplies on all camping grounds in the District and found significant improvement on the previous year. Where necessary camp owners were given guidance on how to resolve issues with poor quality drinking water and action was taken to remedy the problems.

The team also targeted food stalls operating at events throughout the District. A number of operators were closed down either because they were unlicensed or they had poor hygiene practices.

4. DOG AND STOCK CONTROL

- 4.1 43 Infringements Notices have been issued over the period for failing to register.
- 4.2 54 known dogs still remain unregistered for the current year these will have a seven day warning letter sent this week following which dogs will be seized.
- 4.3 Microchipping is also being addressed, there are approx 500 dogs requiring implants. Reminders are being issued over the next few weeks and if they are not positively responded to infringements will be issued.
- 4.4 A prosecution was taken against an individual whose dog attacked two horse riders. The offending dog was destroyed and the dog owner received a significant fine and a bill for veterinary costs.

5. PARKING

- 5.1 The statistics are shown on the attached table.

6. DRAFT RESOLUTION

THAT the Environment & Planning Committee receives the Regulatory Department Activity Report REP12-2-10

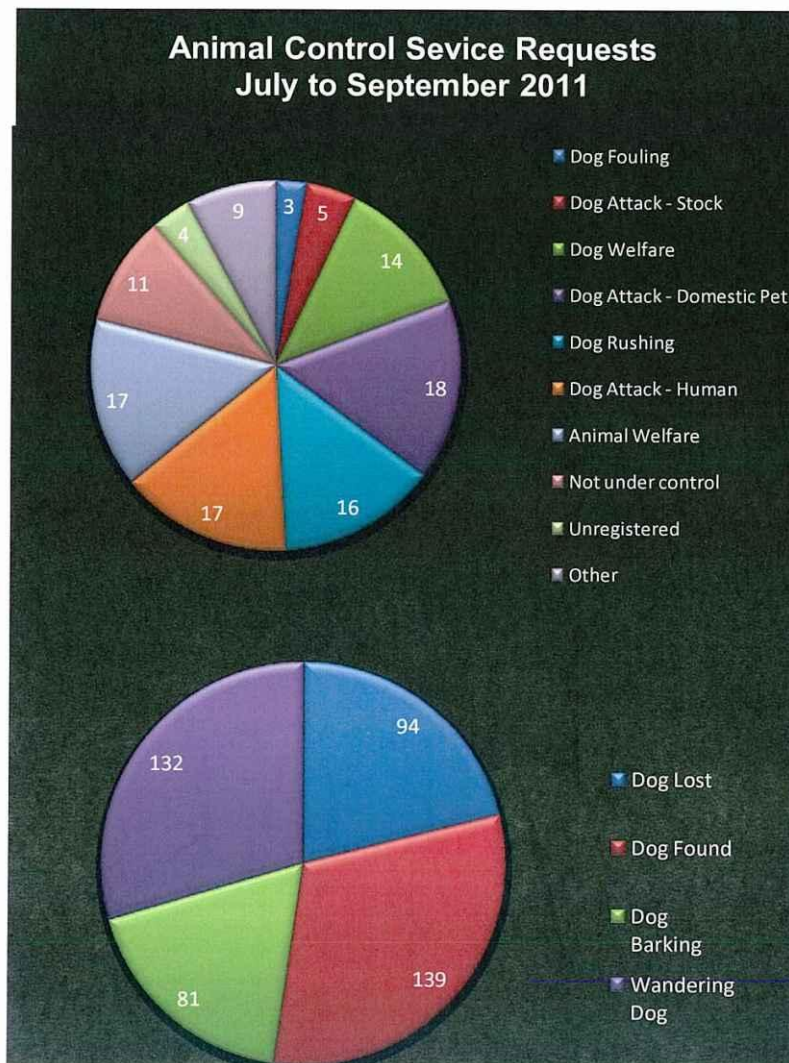


Adrian Humphries
Regulatory Manager

Appendices:

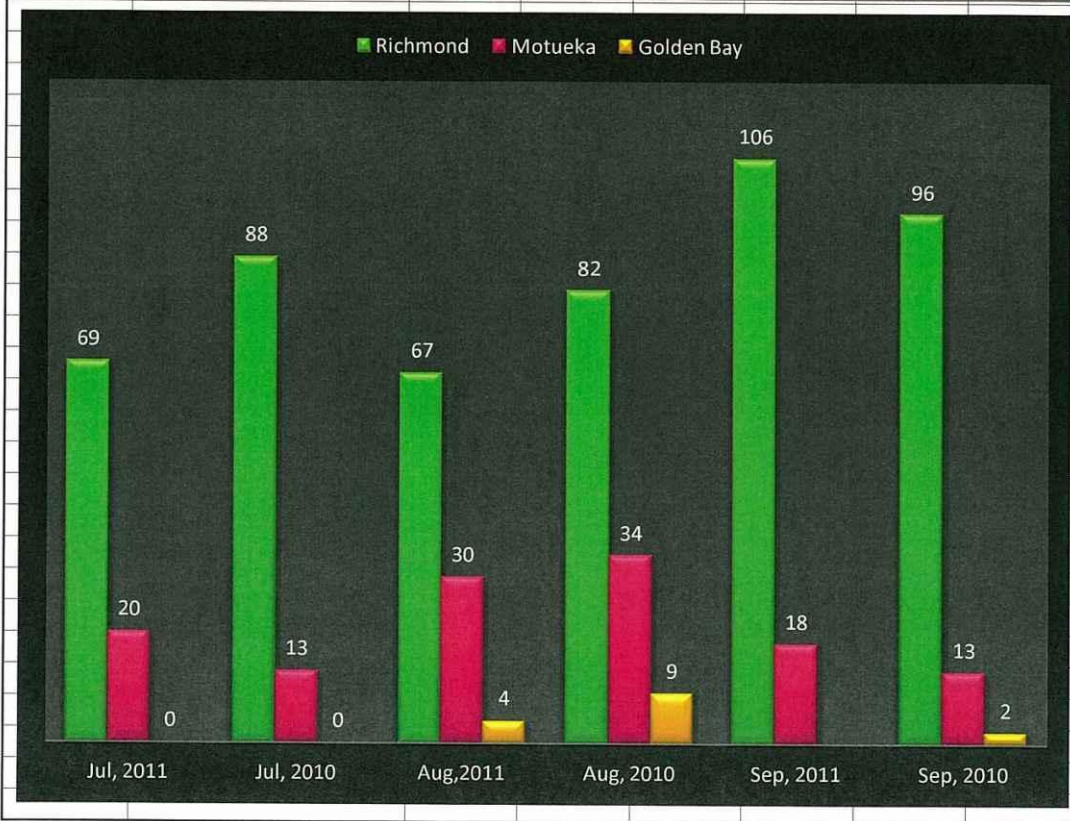
1. *Animal Control Stats*
2. *Parking Control Stats*
3. *Service Request Noise Complaints - Year to Date Comparison*
4. *Environmental Health - Licences Issued Year to Date - January - December 2010-2011*
5. *Stats Summary of Building Consent Type*
6. *Stats Summary of Processing Times*
7. *Summary of Dog Registration as at 31 December 2011*

Animal Control July to September 2011				
Infringements	July	August	Sept	Total
Failure to comply with Dangerous Dog Conditions	1			1
Failure to implant Microchip	1			1
Failure to keep under control		1	1	2
Impounding				
Dogs Impounded	20	17	13	50
Dogs Rehomed		1	1	2
Dogs Returned to owner	8	3	3	14
Dogs Destroyed	3	3		6
Service Requests				
Dogs	197	203	160	560
Stock	18	21	9	48



Parking Control July to September 2011 compared with July to September 2010		
	2011	2010
Parking Inf issued	257	293
Not displaying licence label inf issued	57	44
Total Infringements issued	314	337
Total Infringements paid	202	258
Total Infringements to Court	53	114

Traffic Infringements Issued

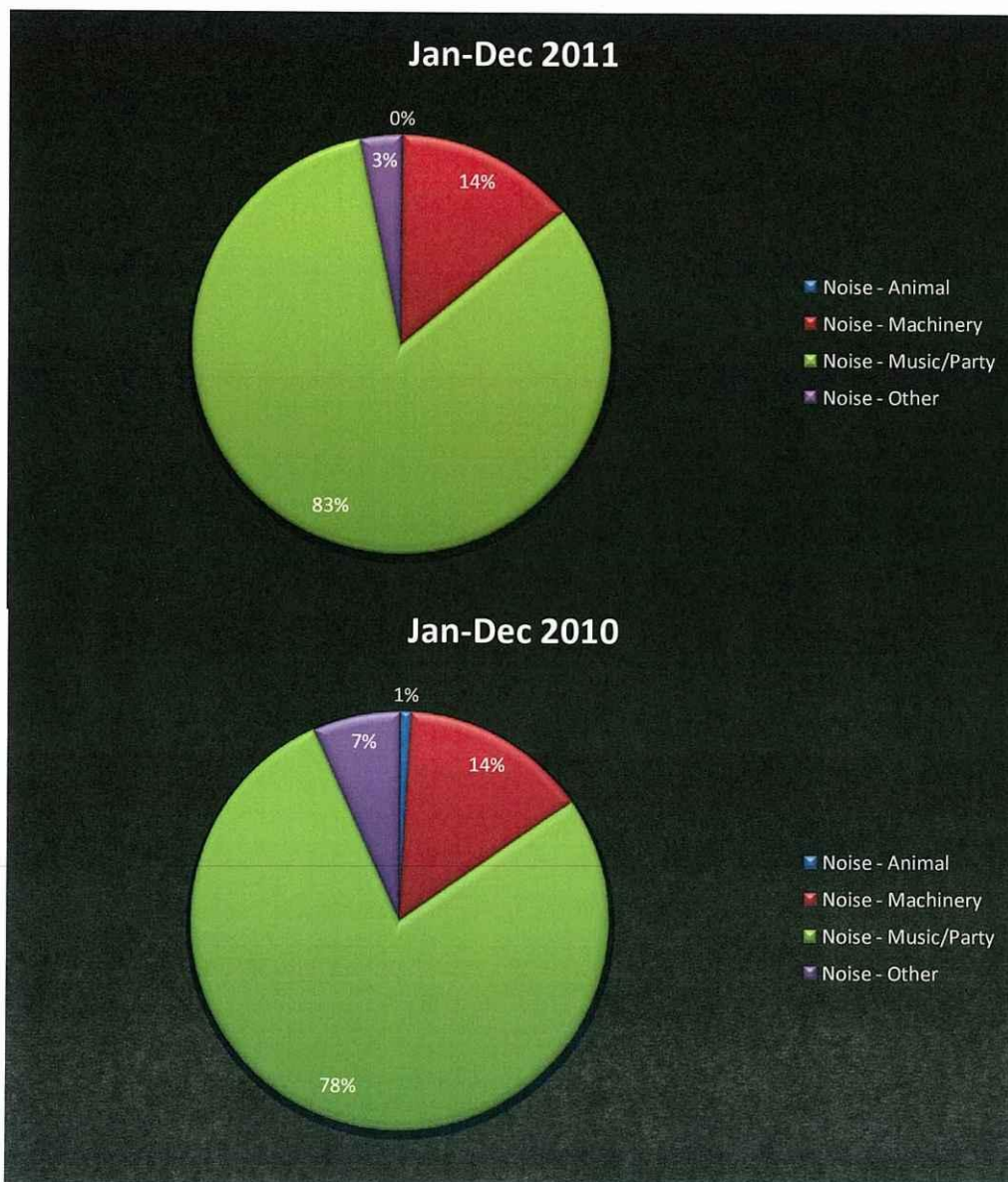


APPENDIX 3

Service Request Noise Complaints - Year to Date Comparison

Service Request Noise Complaints Year to Date Comparison

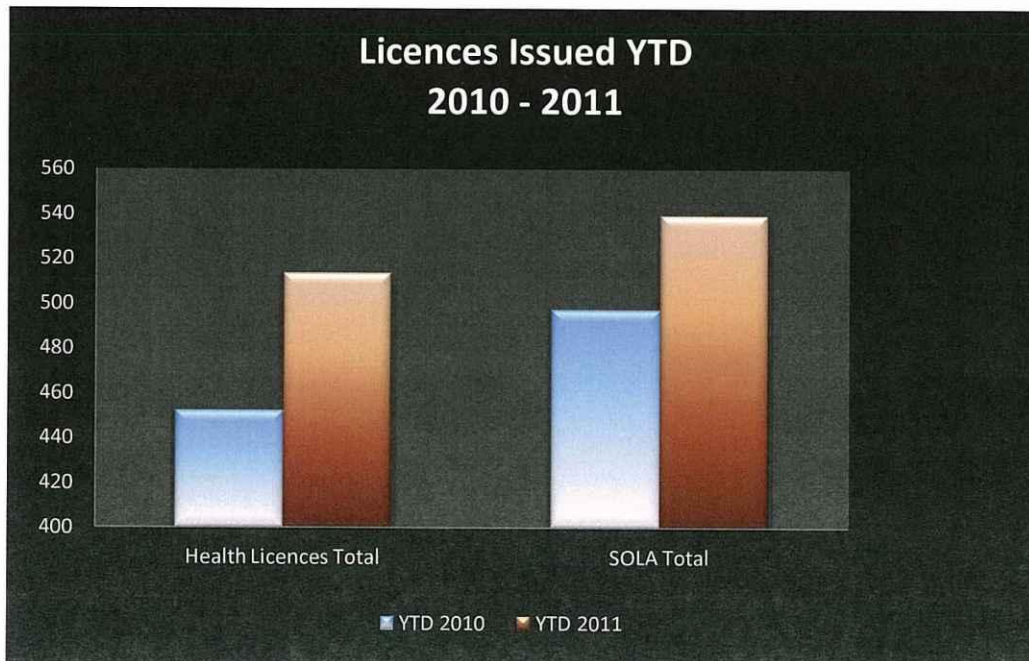
Service Requests	2010	2011
Noise - Animal	9	1
Noise - Machinery	158	125
Noise - Music/Party	847	745
Noise - Other	74	29



Environmental Health - Licences Issued Year to Date - January - December 2010-2011

**Environmental Health
Licences Issued Year to Date
January - December 2010 - 2011**

Health Licences	2010	2011	Var
Food Premises	284	297	105%
Other	168	216	129%
Health Licences Total	452	513	113%
Sale of Liquor (SOLA)			
Club Licence	12	11	92%
Manager's Licence	266	271	102%
Off Licence	37	51	138%
On Licence	59	56	95%
Special	92	113	123%
Temporary Authority	31	37	119%
SOLA Total	497	539	108%



APPENDIX 5
Stats Summary of Building Consent Type